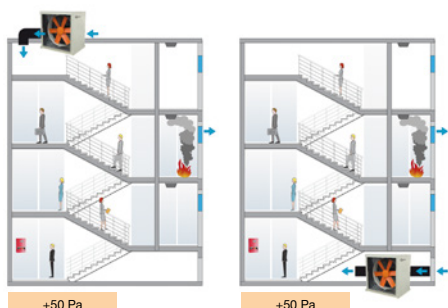


# KIT BOXPDS SMART



**Pressurisation equipment for evacuation routes with advanced control, designed according to the European standard EN 12101-6**



Fire evacuation route pressurisation systems designed in accordance with the European standard EN 12101-6. The KIT BOXPDS SMART automatically regulates the airflow and is able to maintain the 50 Pa of overpressure even in the presence of leaks in the installation. The system is able to maintain the overpressure (Pressure criteria) and reach the 90% of the required flow rate within 3 seconds after opening or closing a door (Airflow criteria).

Including test certification for dynamic performance, electromagnetic compatibility, environmental resistance and IP protection degree.

Utility model: ES 1 226 660 U.

#### KIT BOXPDS SMART

- Device with advanced control, consisting of a BOXPDS SMART control panel, an external control panel, a CJHCH ventilation unit and a DAMPER BOX SMART with integrated optical smoke detector.

#### BOXPDS SMART

- Variable frequency drive.
- High precision differential pressure probe.
- Electrical panel with magneto thermal protections and general power supply failure indication.
- Electronic control for alarm management, maintenance, ModBUS RTU and TCP port for connection to BMS (Building Management Systems) and control by DAMPER BOX SMART.

- Certified power supply with batteries to ensure power supply to control equipment in the event of a power failure.
- Quick set up for intuitive configuration.
- Possibility of controlling 3 motorised air intakes of the DAMPER BOX SMART, HATCH or WALL type.
- Smoke detector with automatic reset.
- Pressurisation or depressurisation/ extraction mode.
- Possibility of connecting several pressure sensors for large stairwells and choosing the control mode: Maximum, minimum or average.
- External sensors connection: Humidity, temperature and wind.
- Includes time programming to activate daily ventilation.

#### Control panel:

- External control panel with touch screen for real time pressure display, system configuration and calibration, status lights and manual system activation.
- Possibility of connecting up to 3 KIT BOXPDS SMART.
- Auto-Manual-Off selector.
- Fire alarm reset selector.
- Test selector.

#### On request:

- Automatic switching system for backup fan (see KIT BOXPDS SMART II series).



- Easy to install.
- A compact, autonomous solution.
- Easy start-up.
- Safe, functional installation.

### Order code

**KIT BOXPDS SMART**

**800**

**4T**

**5.5**

KIT BOXPDS SMART: Pressurisation equipment for evacuation routes with advanced control, designed according to the European standard EN 12101-6  
 KIT BOXPDS SMART II: Pressurisation equipment for evacuation routes with advanced control and standby fan, designed according to the European standard EN 12101-6

Impeller diameter in cm

Number of motor poles  
 4=1400 r/min 50 Hz

T = Three-phase

Motor power (HP)

## Technical characteristics

Model	Speed (r/min)	Power supply (V) (Hz)	Maximum admissible current (A)	Installed power (kW)	Maximum flow rate (m³/h)	Sound pressure level dB (A)	Approx. weight (Kg)
			400V				
KIT BOXPDS SMART-710-4T-1.5 IE3	1400	380-480 V 50/60 Hz	4.75	1.1	19770	75	188
KIT BOXPDS SMART-710-4T-2 IE3	1430	380-480 V 50/60 Hz	6.25	1.5	21090	75	196
KIT BOXPDS SMART-710-4T-3 IE3	1445	380-480 V 50/60 Hz	8.20	2.2	23970	78	205
KIT BOXPDS SMART-800-4T-3 IE3	1445	380-480 V 50/60 Hz	8.20	2.2	27940	79	213
KIT BOXPDS SMART-800-4T-4 IE3	1445	380-480 V 50/60 Hz	10.05	3.0	32720	80	215
KIT BOXPDS SMART-800-4T-5.5 IE3	1440	380-480 V 50/60 Hz	12.65	4.0	37440	81	220
KIT BOXPDS SMART-900-4T-7.5 IE3	1440	380-480 V 50/60 Hz	15.20	5.5	47550	88	314
KIT BOXPDS SMART-900-4T-10 IE3	1455	380-480 V 50/60 Hz	20.30	7.5	53120	89	331
KIT BOXPDS SMART-1000-4T-10 IE3	1455	380-480 V 50/60 Hz	20.30	7.5	58560	90	339
KIT BOXPDS SMART-1000-4T-15 IE3	1460	380-480 V 50/60 Hz	28.30	11.0	68000	91	371
KIT BOXPDS SMART-1000-4T-20 IE3	1460	380-480 V 50/60 Hz	36.60	15.0	71850	92	382

May be supplied with the KIT BOXPDS SMART II for standby fan (a second impulsion unit is added to the KIT BOXPDS SMART).

## Dimensions mm

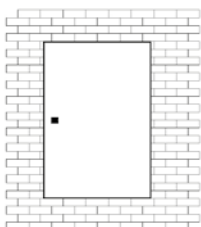
**KIT BOXPDS SMART**

	A	B	C	D	E	F	G	H	I	J	K	L	O
KIT BOXPDS SMART-710/800	1400	400	1000	1000	350	1000	650	995	600	850	650	850	1000
KIT BOXPDS SMART-900/1000	1600	400	1200	1125	350	1200	750	1195	800	1050	750	1050	1200

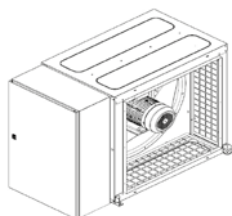
<b>BOXPDS SMART</b>			<b>DAMPER BOX SMART</b>			<b>CJHCH</b>					
	C	B	I		E	J	H		O	K	L
BOXPDS SMART-710/800	1000	400	600	DAMPER BOX SMART 71/80	350	850	995	CJHCH-71/80	1000	650	850
BOXPDS SMART-900/1000	1200	400	800	DAMPER BOX SMART 90/100	350	1050	1195	CJHCH-90/100	1200	750	1050

## Application example

### BOXPDS SMART

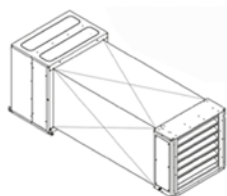


In technical room

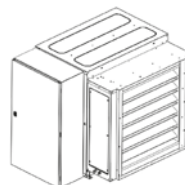


Next to ventilation unit

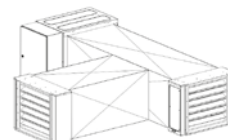
### DAMPER BOX SMART



In intake conduit



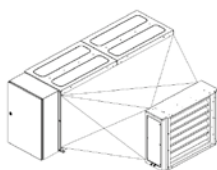
Next to ventilation unit



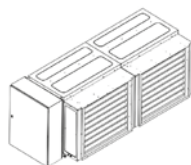
BOXPDS with additional damper

2 DAMPERS can be used by installing two inlets away from the fan, so that if smoke is detected at one inlet it will close and the second damper will be kept open to ensure the entry of clean air into the space to be protected (smoke-free evacuation route).

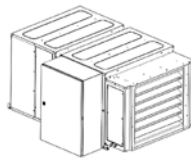
### KIT BXPDS SMART II



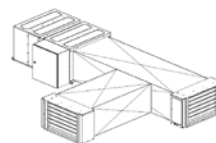
In parallel



In parallel with additional damper (only available in KIT BXPDS SMART II)



In series



In series with additional damper (only available in KIT BXPDS SMART II)

## Accessories



PDS LOBBY CONTROL



DAMPER BOX SMART