

KIT SVE/PLUS-CO2

Simple CO₂ reduction kit



Simple CO₂ reduction kit consisting of an intelligent surface control and a series of in-line duct extractors.

Fan:

- Acoustic casing covered with sound absorbing material.
- All models equipped with a backward curved impeller.
- Standardised inlet and outlet flanges allowing for easy installation in ducts.
- Fitted with a folding inspection hatch.
- Support feet integrated into the box which facilitates its assembly.
- Linear airflow direction.

Control:

- Proportional regulation according to setpoint and CO₂ measurement.
- Time programming.
- Wall-mounted.
- Integrated CO₂ sensor.
- Power supply 230 V 50/60 Hz.
- Version W: with WiFi connectivity.

Motor:

- EC Technology external rotor motors with high efficiency and built-in variable speed drive controlled by 0-10 V signal.
- Single-phase 200-240 V 50/60 Hz, IP54 protection. Except KIT SVE/PLUS-CO2-400 model, 200-277 V 50/60 Hz. IP55 protection.
- Maximum temperature of air to be carried: -25 °C +60 °C. Except model KIT SVE/PLUS-CO2-200, -25 °C +45 °C.

Finish:

- Anti-corrosive in galvanized steel sheet.

Order code

KIT SVE/PLUS-CO2 – 100 – W

KIT SVE/PLUS-CO2: Simple CO₂ reduction kit

Nozzle diameter in mm

Control options
S: Single
W: with WiFi connectivity

Technical characteristics

Model	Speed (r/min)	Maximum admissible current (A)		Max. electric power (kW)	Maximum flow rate (m ³ /h)	Sound pressure level at 50% of max speed.* dB (A)	Approx. weight (Kg)	According ErP
		230V						
KIT SVE/PLUS-CO2-100	3570	1.01		0.12	399	38	11	2018
KIT SVE/PLUS-CO2-125	3570	1.01		0.12	480	36	11	2018
KIT SVE/PLUS-CO2-150	3570	1.01		0.12	498	33	11	2018
KIT SVE/PLUS-CO2-160	3570	1.01		0.12	534	31	11	2018
KIT SVE/PLUS-CO2-200	3265	1.35		0.18	948	36	14	2018
KIT SVE/PLUS-CO2-250	2850	1.35		0.18	1187	38	14	2018
KIT SVE/PLUS-CO2-315	1920	1.35		0.18	1430	29	23	2018
KIT SVE/PLUS-CO2-350	1460	1.45		0.19	1983	35	32	2018
KIT SVE/PLUS-CO2-400	1550	2.00		0.46	2856	38	39	2018

* Irradiated sound pressure level in dB(A) at a distance of 1.5 m and at maximum flow rate.



Erp. (Energy Related Products)

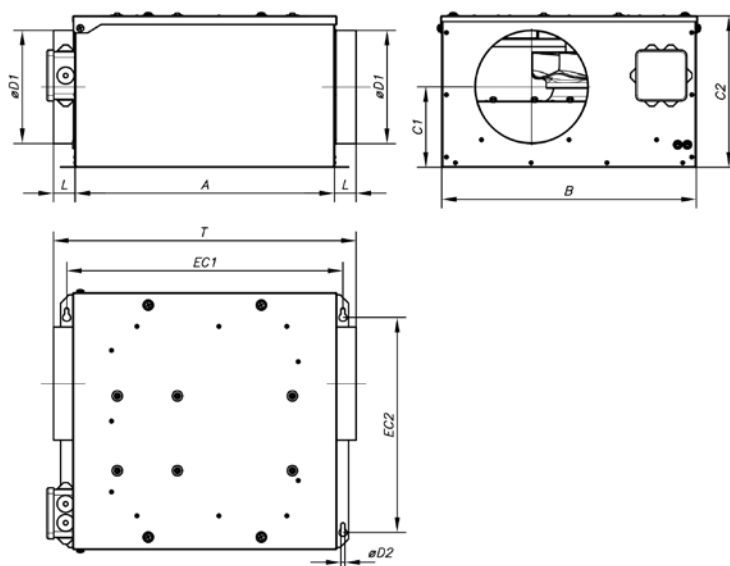
Information on Directive 2009/125/EC can be downloaded from the SODECA website or the QuickFan selector programme.

Acoustic characteristics

Sound power spectrum Lw(A) in dB(A) per Hz frequency band
Irradiated values at maximum speed and medium flow rate.


	63	125	250	500	1000	2000	4000	8000
KIT SVE/PLUS-CO2-100	38	43	45	47	49	53	47	43
KIT SVE/PLUS-CO2-125	37	43	45	48	50	53	48	44
KIT SVE/PLUS-CO2-150	32	42	41	51	44	44	44	40
KIT SVE/PLUS-CO2-160	33	43	42	47	45	46	45	41
KIT SVE/PLUS-CO2-200	50	50	43	50	44	42	45	45
KIT SVE/PLUS-CO2-250	46	44	43	45	55	35	34	30
KIT SVE/PLUS-CO2-315	30	44	33	32	44	25	24	19
KIT SVE/PLUS-CO2-350	37	50	40	42	36	29	26	14
KIT SVE/PLUS-CO2-400	37	52	41	42	34	29	27	27

Dimensions mm



	A	B	C1	C2	øD1	L	øD2	EC1	EC2	T
KIT SVE/PLUS-CO2-100	380	380	174.5	255	100	37.5	7	405	305	455
KIT SVE/PLUS-CO2-125	380	380	164.5	255	125	37.5	7	405	305	455
KIT SVE/PLUS-CO2-150	380	380	160	255	150	37.5	7	405	305	455
KIT SVE/PLUS-CO2-160	380	380	155	255	160	37.5	7	405	305	455
KIT SVE/PLUS-CO2-200	460	450	140	265	200	37.5	7	485	380	535
KIT SVE/PLUS-CO2-250	460	450	165	310	250	52.5	7	485	380	565
KIT SVE/PLUS-CO2-315	565	540	210	390	315	57.5	9	595	440	680
KIT SVE/PLUS-CO2-350	650	600	265	465	350	57.5	9	680	525	765
KIT SVE/PLUS-CO2-400	650	680	280	500	400	80	9	680	600	810

Accessories

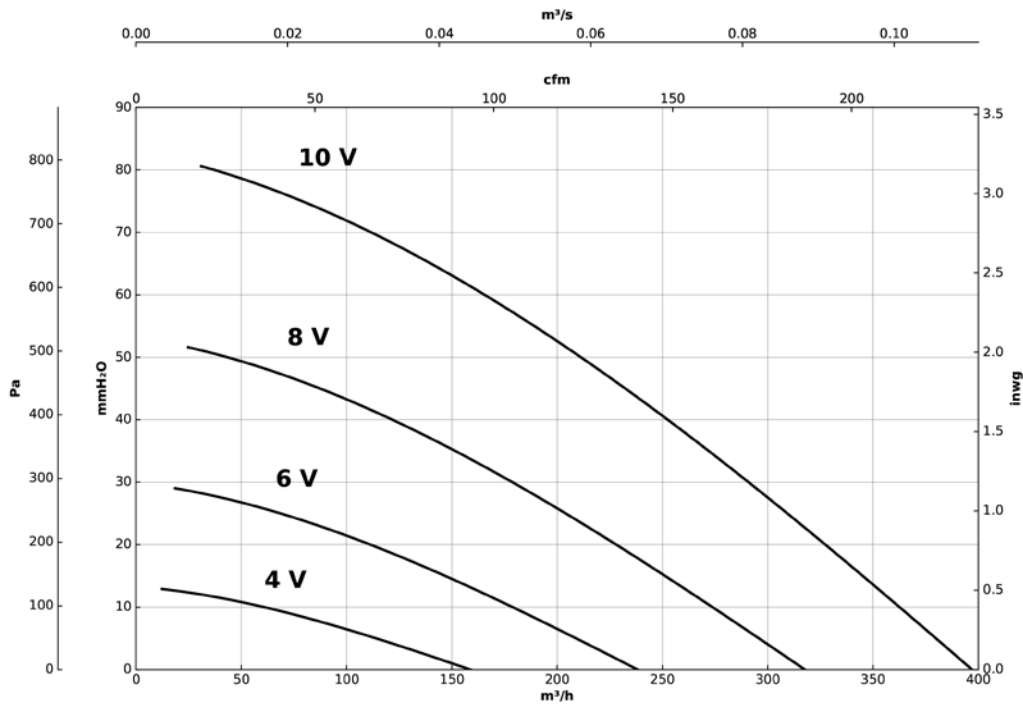


Characteristic curves

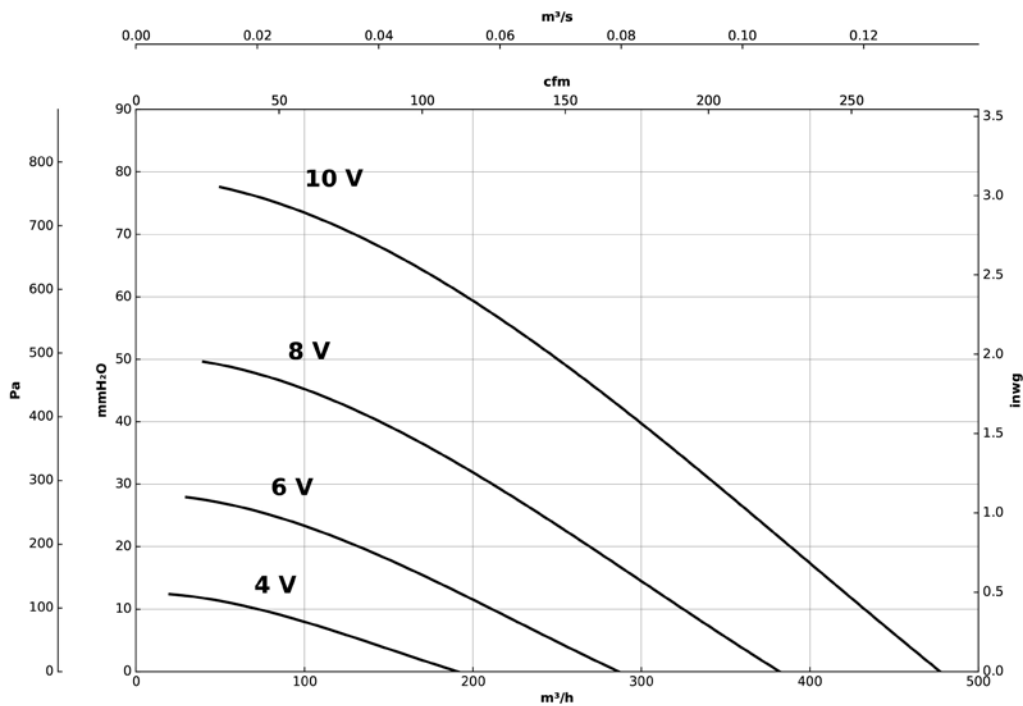
Q= Flow rate in m³/h, m³/s and cfm

Pe= Static pressure in mm H₂O, Pa and inwg

KIT SVE/PLUS-CO2-100



KIT SVE/PLUS-CO2-125

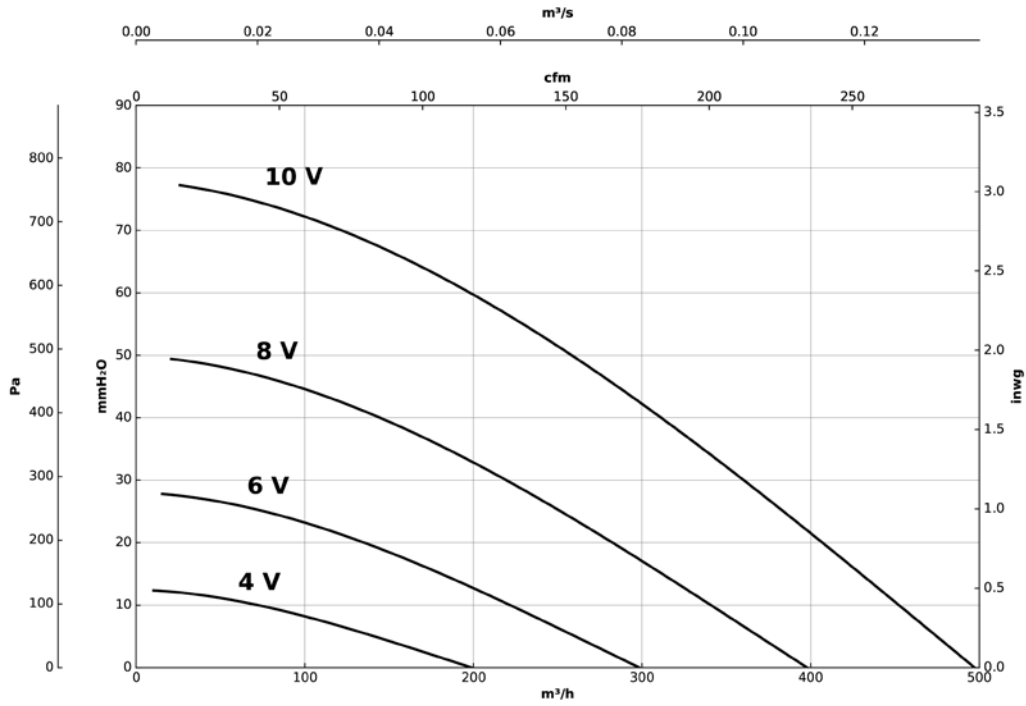


Characteristic curves

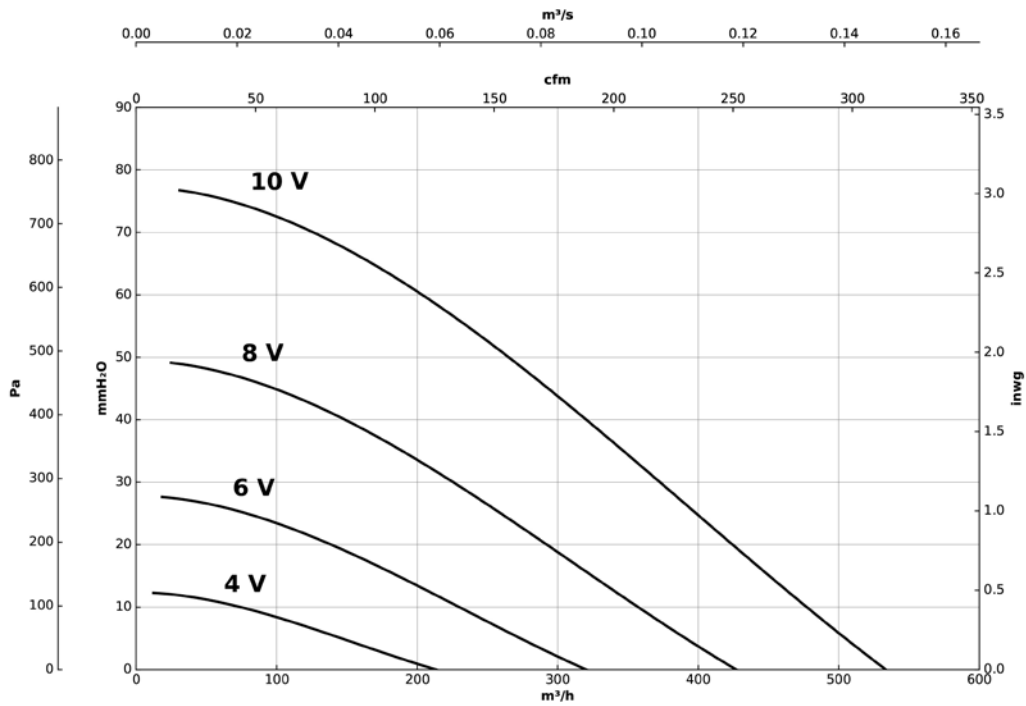
Q= Flow rate in m³/h, m³/s and cfm

Pe= Static pressure in mm H₂O, Pa and inwg

KIT SVE/PLUS-CO2-150



KIT SVE/PLUS-CO2-160

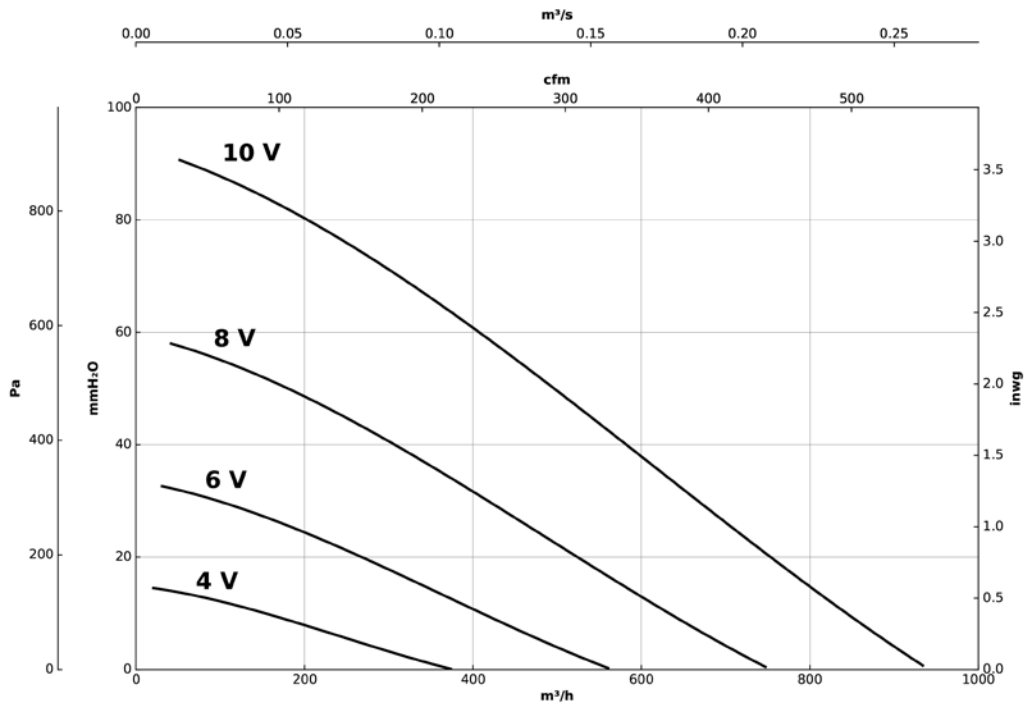


Characteristic curves

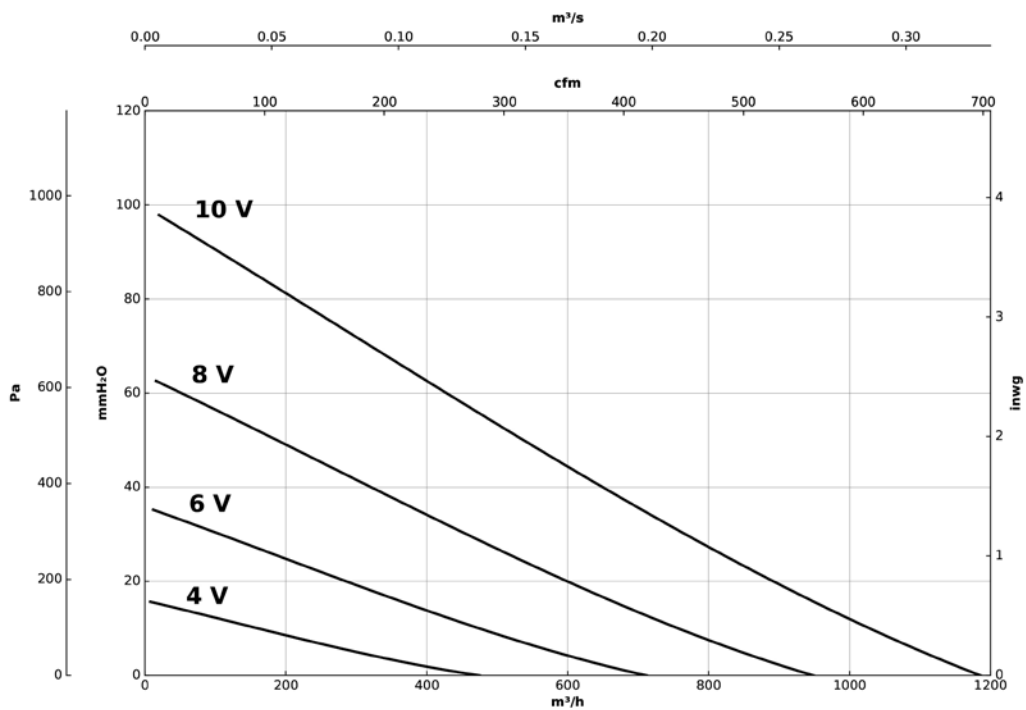
Q= Flow rate in m³/h, m³/s and cfm

Pe= Static pressure in mm H₂O, Pa and inwg

KIT SVE/PLUS-CO2-200



KIT SVE/PLUS-CO2-250

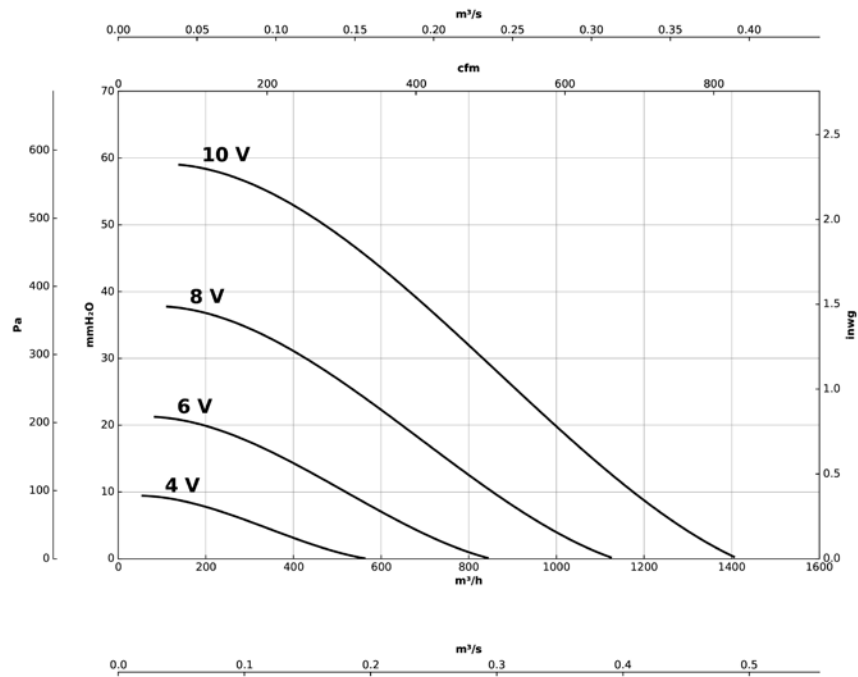


Characteristic curves

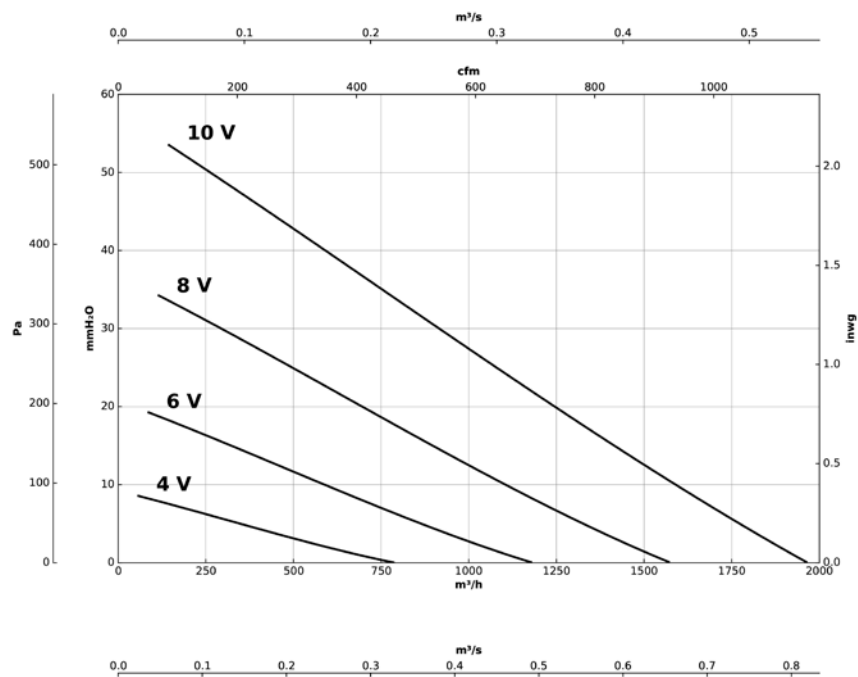
Q= Flow rate in m³/h, m³/s and cfm

Pe= Static pressure in mm H₂O, Pa and inwg

KIT SVE/PLUS-CO2-315



KIT SVE/PLUS-CO2-350



KIT SVE/PLUS-CO2-400

